














## GENEL TABLOLAR










## ANA PROFİLLER

PROFİL	KOD NO	MALZEME ADI	BİRİM	kg/m
	1145.145	Banyo Kasa-45 Pr.	m.tül	0.745
	1145.156	Kasa-56 Pr.	m.tül	0.900
	1145.157	Kasa-57 Pr.	m.tül	0.900
	1145.172	Binili Kasa-72 Pr.	m.tül	1.030
	1145.245	Kanat-45 Pr.	m.tül	1.015
	1145.255	Kanat-55 Pr.	m.tül	1.058
	1145.274	D.A. Kanat-74 Pr.	m.tül	1.050
	1145.367	Ortakayıt-67 Pr.	m.tül	0.930
	1145.510	Kapı-100 Pr.	m.tül	1.620

## ÇİTALAR















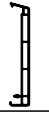




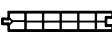
PROFİL	KOD NO	MALZEME ADI	BİRİM	kg/m
	1299.107	Con. Çiftcam Ç. (7.0)	m.tül	0.165
	1299.222	Con. Tekcam Ç. (22.5)	m.tül	0.228
	1245.930	Banyo Tekcam Pr.	m.tül	0.315
	1245.931	Banyo Çiftcam Pr.	m.tül	0.250

## CONTALAR





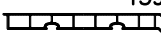
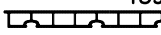


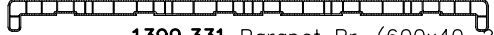












CONTA	KOD NO	MALZEME ADI	BİRİM	kg/m
	7199.313	( U ) Conta	m.tül	0.042
	7199.215	Çita Cam Contası (5)	m.tül	0.045
	7199.216	Çita Cam Contası(6.5)	m.tül	0.058
	7199.135	Cam Dış Conta(3.5)	m.tül	0.053
	7199.165	R Conta (6.5)	m.tül	0.057
	7199.314	Kanat Contası	m.tül	0.050
	7199.911	Vakum Contası	m.tül	0.023
	7145.111	Banyo TekCam Con.	m.tül	0.068
	7145.112	Banyo ÇiftCam Con.	m.tül	0.078

# GENEL TABLOLAR

## YARDIMCI PROFİLLER

PROFİL	KOD NO	MALZEME ADI	BİRİM	kg/m
	1399.212	Bağ Pr. (14)	m.tül	0.122
	1399.213	Bağ Pr. (19)	m.tül	0.165
	1345.211	Bağ Pr. (25)	m.tül	0.285
	1399.372	Kapama Pr.(18)	m.tül	0.065
	1399.373	Geniş Kapama Pr.(32)	m.tül	0.125
	1399.371	Kasa Bini Pr.	m.tül	0.180
	1345.351	Körkasa Kapama Pr.	m.tül	0.180
	1399.110	Damlalık Pr.(28)	m.tül	0.156
	1345.101	Çift Kanatlı Bini Pr.	m.tül	0.210
	1399.251	Kasa Taban Pr.	m.tül	0.590
	1399.301	Pervaz Pr. (80)	m.tül	0.580
	1399.311	Pervaz (80) Adap. Pr.	m.tül	0.240
	1399.310	Pervaz (150) Adap. Pr.	m.tül	0.235
	1399.303	Pervaz Pr. (150)	m.tül	0.850
	1399.304	Pervaz(150) Kapak Pr.	m.tül	0.345
	1399.351	T-Pr. (28x28)	m.tül	0.140
	1399.353	T-Pr. (40x50)	m.tül	0.255
	1399.361	L-Pr. (15x30)	m.tül	0.110
	1399.363	L-Pr. (33x40)	m.tül	0.235
	1399.115	Lambri Pr.(19x100)	m.tül	0.800

## YARDIMCI PROFİLLER

PROFİL	KOD NO	MALZEME ADI	BİRİM	kg/m
	H999.120	Sandwich Panel (20)	m <sup>2</sup>	5.227
	1399.120	Cam Ü. Yapıştırma Ç.	m.tül	0.140
	1399.335	Parapet Pr. (125)	m.tül	1.410
	1399.336	Parapet Pr. (200)	m.tül	2.200
	1399.337	Parapet Pr. (200x25)	m.tül	1.600
	1399.338	Parapet Pr. (250x45)	m.tül	2.220
	1399.339	Parapet Pr. (300x70)	m.tül	2.780
	1399.333	Parapet Pr. (600x40)	m.tül	4.930
	1399.331	Parapet Pr. (600x40-2)	m.tül	5.090
	1399.329	Parapet Pr. (500x40)	m.tül	4.060
	1399.327	Parapet Pr. (400x40)	m.tül	3.300
	1399.325	Parapet Pr. (300x40)	m.tül	2.540
	1399.323	Parapet Pr. (200x40)	m.tül	1.840
	1345.230	Köşe Dönüş Pr. (45)	m.tül	0.395
	1399.244	PVC Boru ø 50	m.tül	0.475
	1399.231	90° Köşe dönüş Pr.	m.tül	0.910
	1399.233	135° Köşe Dönüş Pr.	m.tül	0.680
	1399.221	PVC Kutu Pr. (30x50)	m.tül	0.550
	1399.222	PVC Kutu Pr. (40x60)	m.tül	0.685
	1399.223	PVC Kutu Pr. (60x100)	m.tül	1.060
	1399.375	Kenar Pr.	m.tül	0.100

