

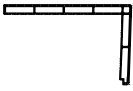


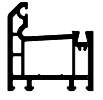
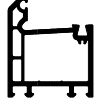
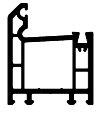
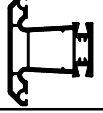
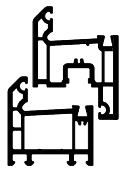
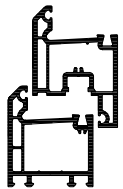
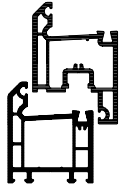


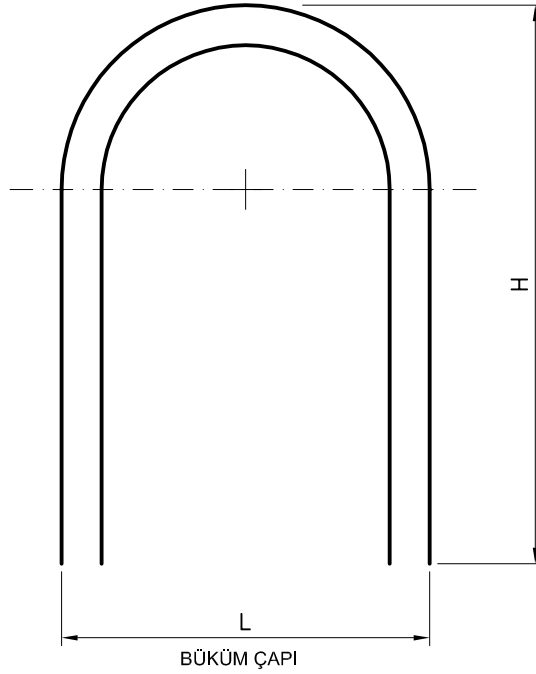
KEMERLİ PENCERE BÜKÜM ÖLÇÜLERİ



PROFİL ADI	KOMPLE BÜKÜM	KAYNAKLI BÜKÜM	BÜKÜM ÇAPMI N - MAX (mm)
 <ul style="list-style-type: none"> • CAM ÜSTÜ YAPIŞTIRMA ÇITASI • KAPLAMALI CAM ÜSTÜ YAPIŞTIRMA ÇITASI 	X	X	600-1700
 <ul style="list-style-type: none"> • PERVAZ PR. (80) • KAPLAMALI PERVAZ PR. (80) 		X	600-1700
 <ul style="list-style-type: none"> • CON. ÇİFTCAM ÇITASI (14.0) • KAPLAMALI CON. ÇİFTCAM ÇITASI (14.0) 	X	X	600-1700
 <ul style="list-style-type: none"> • CON. TEKCAM ÇITASI (27.0) • KAPLAMALI CON. TEKCAM ÇITASI (27.0) 	X	X	600-1700
 <ul style="list-style-type: none"> • KASA - 55/3 PR. • KAPLAMALI KASA - 55/3 PR. 	X	X	600-1700
 <ul style="list-style-type: none"> • KASA - 63/2 PR. • KAPLAMALI KASA - 63/2 PR. 	X	X	600-1700
 <ul style="list-style-type: none"> • KASA - 63/3 PR. • KAPLAMALI KASA - 63/3 PR. 	X	X	600-1700
 <ul style="list-style-type: none"> • ORTAKAYIT - 70/3 PR. • KAPLAMALI ORTAKAYIT - 70/3 PR. 	X	X	600-1700
 <ul style="list-style-type: none"> • KASA - 55/3 / KANAT - 50/3 PR. • KAPLAMALI KASA - 55/3 / KANAT - 50/3 PR. 	X	X	650-1350
 <ul style="list-style-type: none"> • KASA - 63/2 / KANAT - 56/2 PR. • KAPLAMALI KASA - 63/2 / KANAT - 56/2 PR. 	X	X	650-1350
 <ul style="list-style-type: none"> • KASA - 63/3 / KANAT - 56/2 PR. • KAPLAMALI KASA - 63/3 / KANAT - 56/2 PR. 	X	X	650-1350

KEMERLİ PENCERE İMALAT PRENSİPLERİ

KOMPLE KEMERLİ PENCERE :

BÜKME BOYU : $2H+L=5.5$ metreyi geçmemelidir.

KAYNAKLI KEMERLİ PENCERE :

